




Rooftop trees :


- ACa - Amelanchier Canadensis - Centrally on rooftop - multistem 2m high
- SAr - Sorbus Aucuparia 'Cardinal Royal' - Multistem - Rooftop perimeter - 3m high
- AC - Acer Campestre - Rooftop - 16-18cmg clear stem




Proposed Tree Planting
18-20cmg standard native tree



Grass
Amenity Grass seeding




Dense planting areas
Planting of trees and shrubs
Native species



Concrete grey paving on roof garden



Concrete silver paving on roof garden



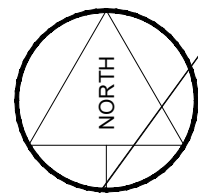
Wooden terraces



Wooden seat



Raised planter limit



1:200 @ A1

REV	DESCRIPTION			ISSUED BY	DATE
<div>MITCHELL + ASSOCIATES</div> <div>LANDSCAPE ARCHITECTURE URBAN DESIGN</div> <div>Unit 5, Woodpark, The Rise, Glasnevin, Dublin 9, Ireland t + 353 1 454 5066 e info@mitchellassoc.net</div>					
PROJECT RICHMOND ROAD - PHASE 2					
CLIENT MALKEY LIMITED					
JOB NO. RIC0001					
DRAWING Roof Gardens floor 05					
DRAWING NO. RIC0001-MA-XX-XX-DR-L-102					
DRAWN BY COLINE FORTIN		CHECKED AH		DATE 19.01.2023	
STATUS: PLANNING		SCALE 1:200 @ A1		REVISION 00	
<div>NOTES:</div> <div>All dimensions are in millimeters unless otherwise stated and shall be checked and confirmed by the contractor on site. Any discrepancies shall be immediately reported to the landscape architects. Work to figured dimensions only - Do not scale from drawing. Do Not Scale. Use Figured Dimensions Only. Not for Construction Purposes unless Specifically Marked.</div>					
© THIS DRAWING IS COPYRIGHT OF MITCHELL + ASSOCIATES					